



RoHS Compliant

.100" Pitch Surface Mount Low Profile DIP

Specifications

Electrical Ratings	switch : 25mA @ 24VDC carry : 100mA @ 24VDC	Dielectric Strength	500Vrms min
Electrical Life	2,000 cycles typical	Insulation Resistance	>100MΩ min
Contact Resistance	<25mΩ initial	Operating Temperature	-40°C to 85°C
Actuation Force	400gF maximum	Storage Temperature	-40°C to 85°C
Actuator Travel	2.0mm		

Materials

Cap	4/6 Nylon, UL94V-0, white
Cover	PPS, UL94V-0, black
Housing	PPS, UL94V-0, black
Contacts	Phosphor Bronze, Gold over Nickel Plated
Terminals	Brass, Gold over Nickel Plated

Ordering Information

1. Series	KN	02	E	H	T
KN					
2. Number of Positions					
02 = 2 positions					
03 = 3 positions					
04 = 4 positions					
05 = 5 positions					
06 = 6 positions					
07 = 7 positions					
08 = 8 positions					
09 = 9 positions					
10 = 10 positions					
12 = 12 positions					
3. Actuator Height					
E = Extended					
R = Recessed					
4. Terminal Options					
G = Gull Wing					
5. Packaging Options					
T = Tube					
R = Tape & Reel					

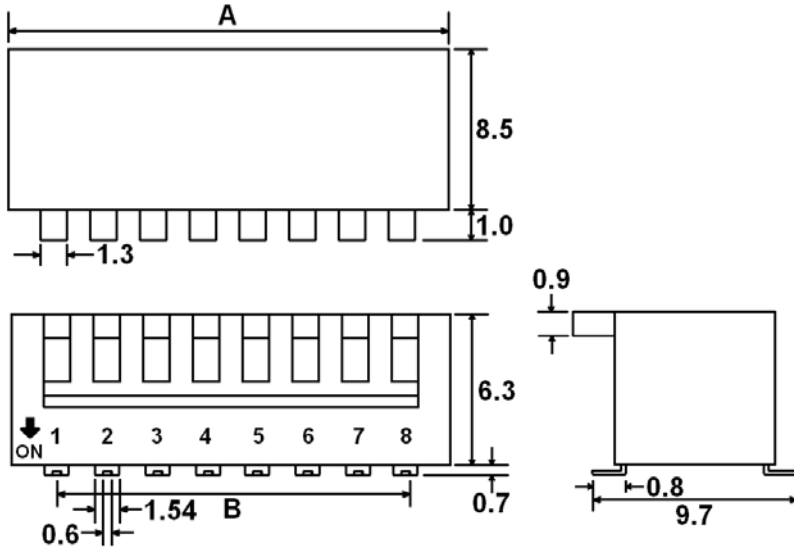
Specifications and availability subject to change without notice.

Dimensions shown in mm. Dimensions are shown for reference purposes only.

KN

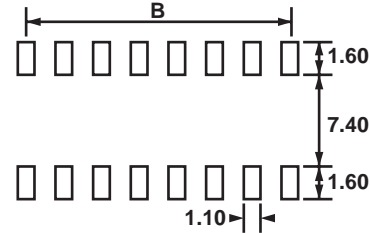
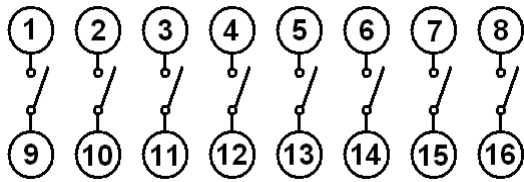
.100" Pitch Surface Mount Low Profile DIP

Dimensions

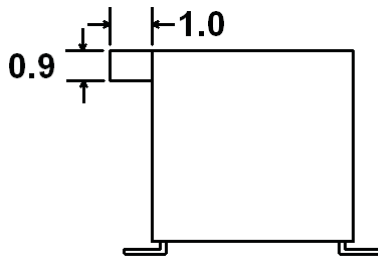


Number of Positions	"A" mm	"B" mm
02	6.08	2.54
03	8.72	6.08
04	11.90	8.62
05	14.44	11.16
06	16.98	13.70
07	19.52	16.24
08	22.06	19.78
09	24.60	22.32
10	27.14	24.86
12	32.22	29.94

Schematic & PC Layout

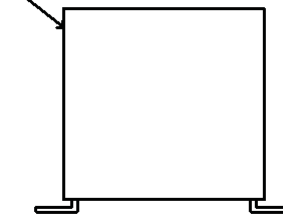


Actuator Options



E Actuator

Recessed Actuator



R Actuator

Packaging Specifications

- All switches packaged in OFF position
- Tube packaging standard
- Tape & Reel also available